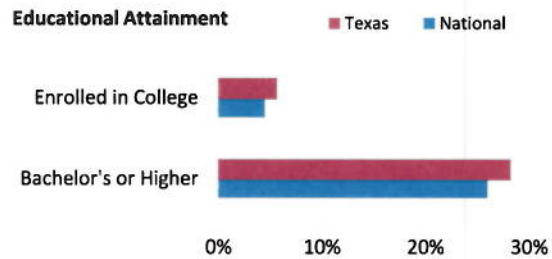
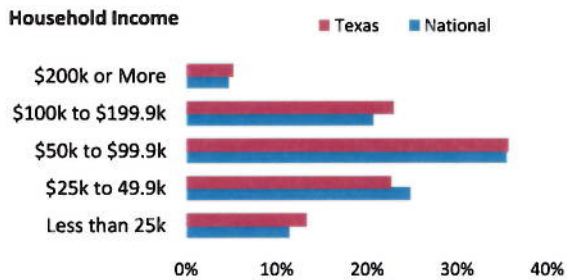
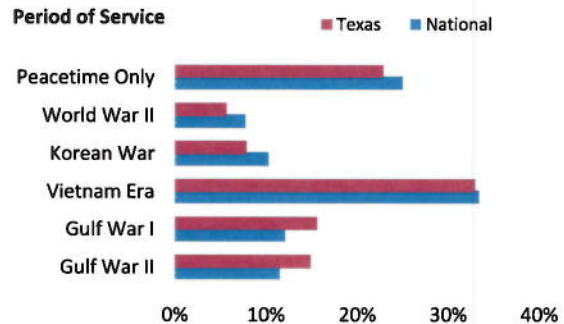
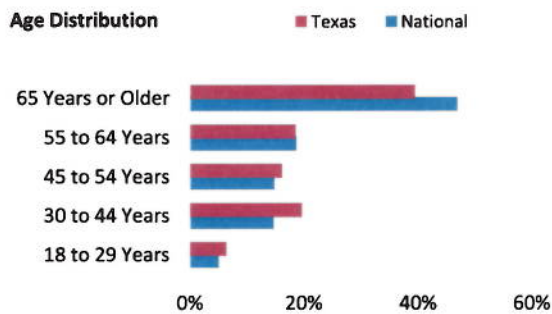


VA Facilities (FY 2016)	Texas	National
Number of Inpatient Care Sites	6	155
Number of Outpatient Care Sites	62	1,028
Number of Vet Centers	20	300
Number of VBA Regional Offices	2	55
Number of National and State Cemeteries	10	243

VA Expenditures FY 2016 (in thousands)	Texas	National
Compensation & Pension	\$ 8,433,064	\$ 84,028,287
Construction	\$ 37,786	\$ 1,708,038
Education & Voc Rehab/Employment	\$ 1,463,403	\$ 13,838,235
General Operating Expenses	\$ 225,122	\$ 7,898,122
Insurance & Indemnities	\$ 116,304	\$ 1,612,962
Medical Care	\$ 4,715,251	\$ 63,473,220



Veteran Population (FY 2016)	Texas	National
Number of Veterans	1,594,564	20,392,192
Percent of Adult Population that are Veterans	7.94%	6.60%
Number of Women Veterans	173,348	1,860,516
Percent of Women Veterans	10.87%	9.12%
Number of Military Retirees	206,130	2,129,774
Percent of Veterans that are Military Retirees	12.93%	10.44%
Number of Veterans Age 65 and Over	627,610	9,560,748
Percent of Veterans Age 65 and Over	39.36%	46.88%



VA Healthcare and Benefits (FY 2016)	Texas	National
Number of Veterans Receiving Disability Compensation	420,436	4,356,443
Number of Veterans Receiving Pension	21,240	288,710
Number of Dependency & Indemnity Comp Beneficiaries	36,849	399,237
Number of Education Beneficiaries	87,067	927,012
Number of Enrollees in VA Healthcare System	730,834	8,873,885
Number of Unique Patients Treated	477,159	5,882,889



Population Change	Texas	National
Veteran Population FY 2015	1.6M	20.8M
Veteran Population FY 2045	1.3M	12M
Annual Percentage Change	-0.76%	-1.8%

Texas	9/30/2015	9/30/2020	9/30/2025	9/30/2030	9/30/2035	9/30/2040	9/30/2045
Age							
Less than 40	309,056	297,243	262,241	235,546	229,036	229,591	230,269
40-64	665,274	628,484	615,671	612,725	585,158	564,709	538,368
65+	628,998	625,465	609,575	579,595	557,148	524,497	506,149

Texas	9/30/2015	9/30/2020	9/30/2025	9/30/2030	9/30/2035	9/30/2040	9/30/2045
Gender							
Male	1,434,361	1,362,380	1,282,801	1,208,357	1,138,555	1,074,944	1,022,330
Female	168,967	188,812	204,686	219,509	232,786	243,853	252,456

Texas	9/30/2015	9/30/2020	9/30/2025	9/30/2030	9/30/2035	9/30/2040	9/30/2045
Period of Service							
WWII	53,646	17,587	3,671	476	36	1	0
Korea	107,690	62,077	26,666	7,747	1,454	173	12
Vietnam	505,558	444,800	367,171	278,401	185,152	101,954	43,557
Gulf War	669,969	775,951	843,665	862,519	860,660	841,132	797,697

Texas	9/30/2015	9/30/2020	9/30/2025	9/30/2030	9/30/2035	9/30/2040	9/30/2045
Race							
White, Not Hispanic	1,038,653	968,269	894,369	826,437	764,336	709,923	665,934
Minority	564,675	582,924	593,117	601,430	607,006	608,873	608,853

Note: Minorities are all races/ethnicities except non-Hispanic White Veterans

